


ROE Display Solutions



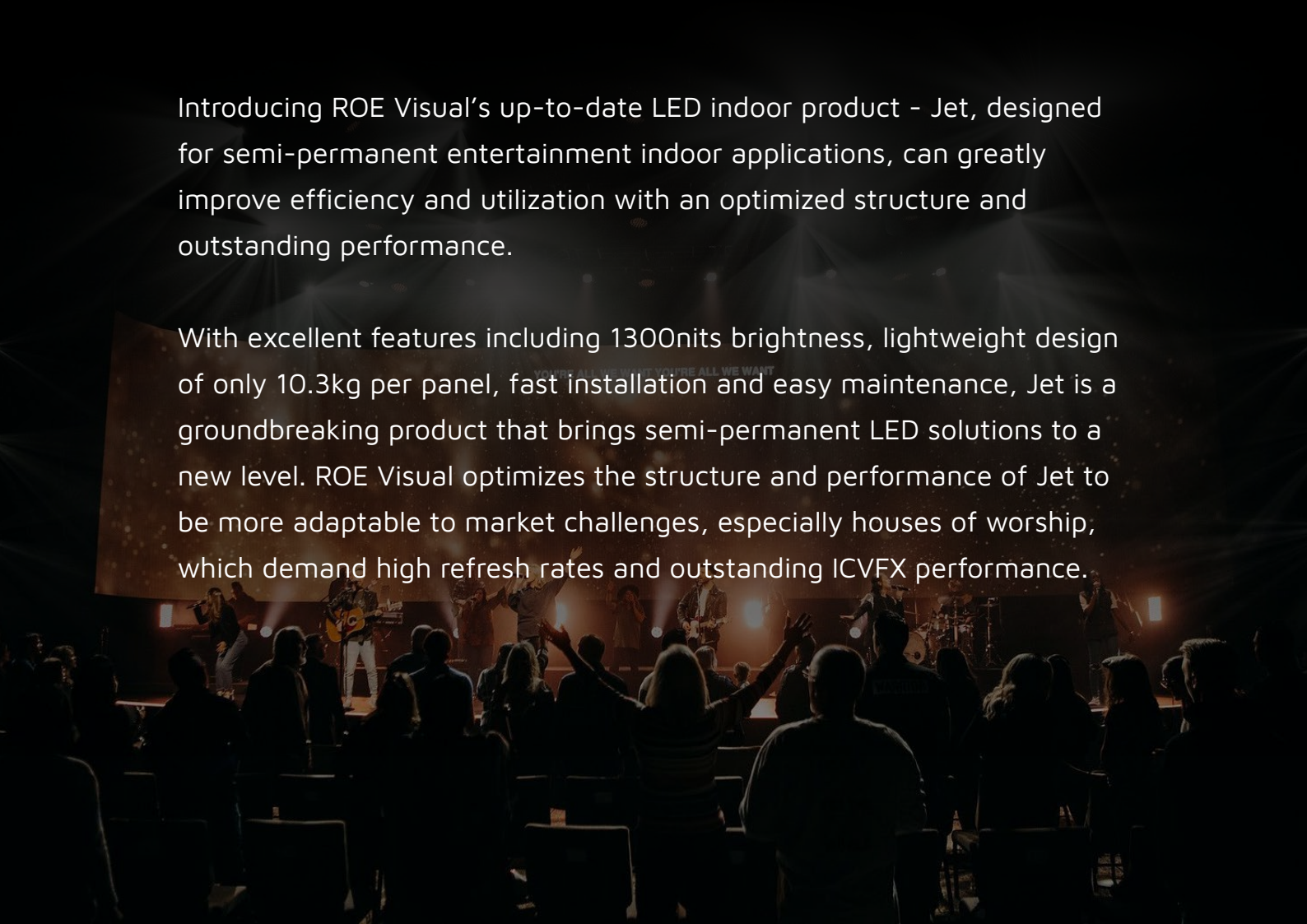
Jet

Superior LED Solution for Semi-permanent Indoor Applications

INDOOR FIXED INSTALL

Introducing ROE Visual's up-to-date LED indoor product - Jet, designed for semi-permanent entertainment indoor applications, can greatly improve efficiency and utilization with an optimized structure and outstanding performance.

With excellent features including 1300nits brightness, lightweight design of only 10.3kg per panel, fast installation and easy maintenance, Jet is a groundbreaking product that brings semi-permanent LED solutions to a new level. ROE Visual optimizes the structure and performance of Jet to be more adaptable to market challenges, especially houses of worship, which demand high refresh rates and outstanding ICVFX performance.



Versatile Applications, Flexible Options

Based on the extreme flatness and ultra-wide viewing angle, Jet has outstanding visual expression. The two-step connected lock makes Jet easy to set up, which provides greater freedom for fixed installation areas such as houses of worship, and the design can be easily changed to suit special occasions.




Unparalleled Visual Performance

With a high refresh rate of 7680Hz and a brightness of 1300nits, Jet ensures smooth and seamless visuals, capturing every detail with stunning clarity, and providing unparalleled visual impact and quality.

Its high-contrast mask enhances the contrast ratio, delivering a more immersive viewing experience. Jet is ideal for making your content stand out and captivate audiences.



High refresh rate



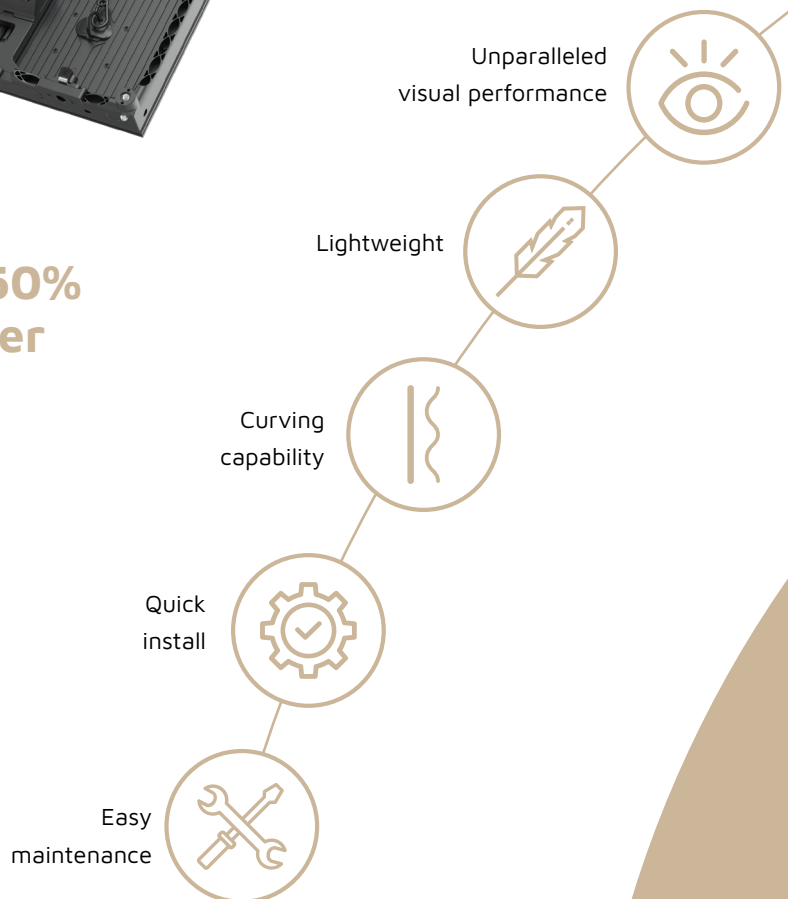
Low refresh rate



**30%~50%
lighter**


Lighter with No Loss of Strength

Only 10.3kg – each of 500x1000mm Jet panel weights. The unique thin and robust frame design makes Jet 30-50% lighter than conventional LED panels but without losing strength, greatly reducing the stress of installation and transportation.



Installation in Seconds

Try to install Jet tiles in just 2 steps – connect and lock it. Jet features a revolutionary vertical lock, equipped with a magnet-assisted function, you only need to hold up the tile and lock it in the vertical direction with just a push of the handle after it is adsorbed and fixed. Coupled with the user-friendly horizontal locks, building large volumes in seconds will be possible.



Horizontal locks

STEP 1


connect it



Vertical locks

STEP 2

lock it




Hanging



Stacking



Wall-mounting



Curving Capability

Jet supports customized degrees from convex 5 degrees to concave 5 degrees (with +5 0 -5 block), which can also customize special degrees for specific project requirements.

Easy Maintenance

Jet's modules are interchangeable, offering both front and rear maintenance methods. No tools are required to install and remove the PSU box, it can be easily and securely tightened by your hand. Ribs are reasonably distributed on the PSU to facilitate heat dissipation.




Main Market



House of worship



Theatre



Hospitality



Corporate

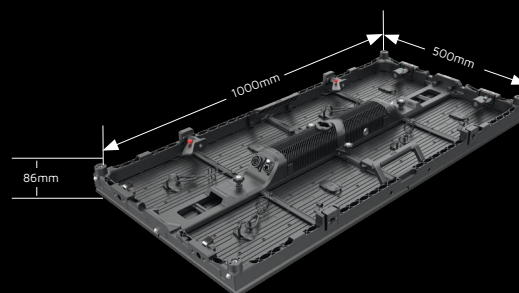
Specifications

Jet	Jet 2.6	Jet 3.1	Jet 3.9
Pixel Pitch	2.604mm	3.125mm	3.91mm
Max Brightness Calibrated	1300nits	1300nits	1300nits
Panel Dimension	500mm x 1000mm x 86mm 19.7" x 39.4" x 3.4"	500mm x 1000mm x 86mm 19.7" x 39.4" x 3.4"	500mm x 1000mm x 86mm 19.7" x 39.4" x 3.4"
Panel Resolution (H x V)	192 x 384	160 x 320	128 x 256
Panel Weight	10.3kg; 22.7lbs	10.3kg; 22.7lbs	10.3kg; 22.7lbs
Power Consumption Max / Average	280W / 140W	280W / 140W	290W / 145W
BTU Max / Average	955 / 440	955 / 440	990 / 455
Transparency	Solid	Solid	Solid
Serviceability	Front / Rear	Front / Rear	Front / Rear
Curving (Concave & Convex)	Concave 5°, 0°, Convex 5°	Concave 5°, 0°, Convex 5°	Concave 5°, 0°, Convex 5°
Max. Hanging (panels) *1	12	12	12
Max. Stacking (panels) *2	6	6	6
LED Configuration	SMD 1515 Black	SMD 1515 Black	SMD 1515 Black
Viewing Angle Horizontal	160°	160°	160°
Viewing Angle Vertical	140°	140°	140°
Scan Ratio	1/16	1/16	1/16
Refresh Rate	7680Hz	7680Hz	7680Hz
Gray Scale	15bit	15bit	15bit
Frame Material	Magnesium Alloy	Magnesium Alloy	Magnesium Alloy
Installation	Hanging / Stacking / Mounting	Hanging / Stacking / Mounting	Hanging / Stacking / Mounting
Processing Platform	Brompton / Megapixel / Evision / Novastar	Brompton / Megapixel / Evision / Novastar	Brompton / Megapixel / Evision / Novastar
Operational Temp / Humidity	-20-45°C, 10-90%RH -4-113°F, 10-90%RH	-20-45°C, 10-90%RH -4-113°F, 10-90%RH	-20-45°C, 10-90%RH -4-113°F, 10-90%RH
Storage Temp / Humidity	-20-50°C, 10-90%RH -4-122°F, 10-90%RH	-20-50°C, 10-90%RH -4-122°F, 10-90%RH	-20-50°C, 10-90%RH -4-122°F, 10-90%RH
IP Rating	Indoor	Indoor	Indoor
Certifications	CE, ETL, FCC, UKCA	CE, ETL, FCC, UKCA	CE, ETL, FCC, UKCA

Notes: The specifications are for reference, actual values may vary.

- The max. hanging amount is only valid when the ROE Visual hanging bar and complementary accessories are used and in an indoor situation. The safety factor is 8. No climbing is allowed.
- The max. stacking amount is only valid when the ROE Visual stacking system and complementary accessories are used, sufficient ballast is applied and in an indoor situation. No climbing is allowed.

Dimensions



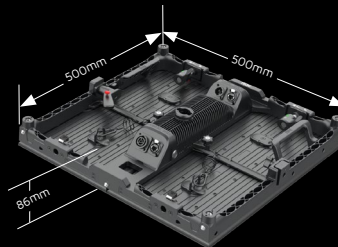
www.roevisual.com

Specifications

Jet	Jet 2.6 half	Jet 3.1 half	Jet 3.9 half
Pixel Pitch	2.604mm	3.125mm	3.91mm
Max Brightness Calibrated	1300nits	1300nits	1300nits
Panel Dimension	500mm x 500mm x 86mm 19.7" x 19.7" x 3.4"	500mm x 500mm x 86mm 19.7" x 19.7" x 3.4"	500mm x 500mm x 86mm 19.7" x 19.7" x 3.4"
Panel Resolution (H x V)	192 x 192	160 x 160	128 x 128
Panel Weight	5.8kg; 12.8lbs	5.8kg; 12.8lbs	5.8kg; 12.8lbs
Power Consumption Max / Average	140W / 70W	140W / 70W	145W / 72.5W
BTU Max / Average	480 / 240	480 / 240	495 / 245
Transparency	Solid	Solid	Solid
Serviceability	Front / Rear	Front / Rear	Front / Rear
Curving (Concave & Convex)	Concave 5°, 0°, Convex 5°	Concave 5°, 0°, Convex 5°	Concave 5°, 0°, Convex 5°
Max. Hanging (panels) *1	24	24	24
Max. Stacking (panels) *2	12	12	12
LED Configuration	SMD 1515 Black	SMD 1515 Black	SMD 1515 Black
Viewing Angle Horizontal	160°	160°	160°
Viewing Angle Vertical	140°	140°	140°
Scan Ratio	1/16	1/16	1/16
Refresh Rate	7680Hz	7680Hz	7680Hz
Gray Scale	15bit	15bit	15bit
Frame Material	Magnesium Alloy	Magnesium Alloy	Magnesium Alloy
Installation	Hanging / Stacking / Mounting	Hanging / Stacking / Mounting	Hanging / Stacking / Mounting
Processing Platform	Brompton / Megapixel / Evision / Novastar	Brompton / Megapixel / Evision / Novastar	Brompton / Megapixel / Evision / Novastar
Operational Temp / Humidity	-20-45°C, 10-90%RH -4-113°F, 10-90%RH	-20-45°C, 10-90%RH -4-113°F, 10-90%RH	-20-45°C, 10-90%RH -4-113°F, 10-90%RH
Storage Temp / Humidity	-20-50°C, 10-90%RH -4-122°F, 10-90%RH	-20-50°C, 10-90%RH -4-122°F, 10-90%RH	-20-50°C, 10-90%RH -4-122°F, 10-90%RH
IP Rating	Indoor	Indoor	Indoor
Certifications	CE, ETL, FCC, UKCA	CE, ETL, FCC, UKCA	CE, ETL, FCC, UKCA

Notes: The specifications are for reference, actual values may vary.

- The max. hanging amount is only valid when the ROE Visual hanging bar and complementary accessories are used and in an indoor situation. The safety factor is 8. No climbing is allowed.
- The max. stacking amount is only valid when the ROE Visual stacking system and complementary accessories are used, sufficient ballast is applied and in an indoor situation. No climbing is allowed.



www.roevisual.com